WINGLET CL

kabellose Wandleuchte / cableless wall luminaire

MONTAGE DER WANDHALTERUNG

MOUNTING OF WALL BRACKET

554-910 / 833.66.764

Klebemontage / Mounting with adhesive tape

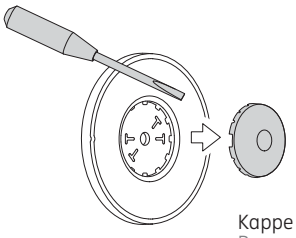

Kappe entfernen
Remove cap

1

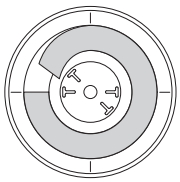

Den Aufkleber anbringen und Schutzfolie abziehen
Attach the sticker and remove the protective film

2

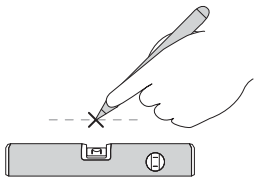

Horizontale Markierung anbringen
Make horizontal mark

3

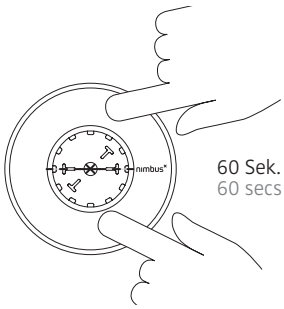

60 Sek.
60 secs

An Markierung ausrichten und flächig andrücken
Align with mark and press on by applying pressure to whole surface

4

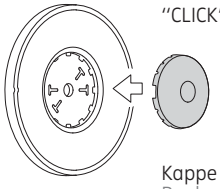

"CLICK"

Kappe wieder anbringen
Replace cap

5

Schraubmontage / Mounting with screw

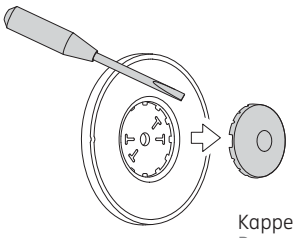

Kappe entfernen
Remove cap

1

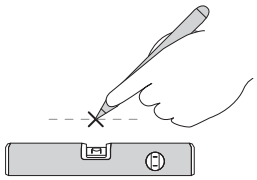

Horizontale Markierung anbringen
Make horizontal mark

2

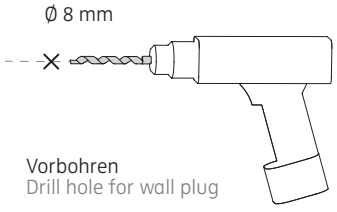

Vorbohren
Drill hole for wall plug

3

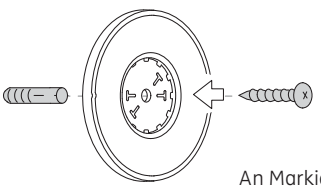

An Markierung ausrichten und anschrauben
Align with mark and screw onto wall

4

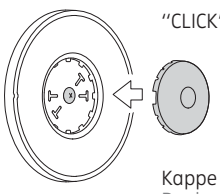

"CLICK"

Kappe wieder anbringen
Replace cap

5